

RFP 203 Bidder's Conference

The Office of Economic and Workforce Development (OEWD) will be hosting this bidder's conference as a webinar, via WebEx. We have scheduled a total of 60 minutes, to include a presentation of the program areas and time for questions and answers. The presentation will be posted to the OEWD website following the bidder's conference.

The webinar will not require the use of a webcam or microphone. Participants can join the webinar using their computer or tablet, and can dial in for audio using a land line or cell phone. To join:

RFP 203 Bidder's Conference

Tuesday, September 13, 1:00 PM – 2:00 PM PDT

Click on the following website:

<https://govsf.webex.com/govsf/onstage/g.php?MTID=eb2bfea49b9b78b1fabe3e52c118ffd85>

Access code/Event number: 668 449 031

**For audio, call: +
1-415-655-0002**

System Requirements

Please make sure you are on a secure, high-speed internet connection to avoid delays or issues with the webinar. Most current internet browsers should work fine, but be prepared to utilize an alternative browser if you experience any issues. We will be opening up the meeting 15-20 minutes in advance so that participants have time to settle in and work out any connectivity issues.

For more information about how to use the WebEx service, including joining meetings and activating audio, visit the WebEx user support site: <https://help.webex.com/docs/DOC-8406>

Asking Questions

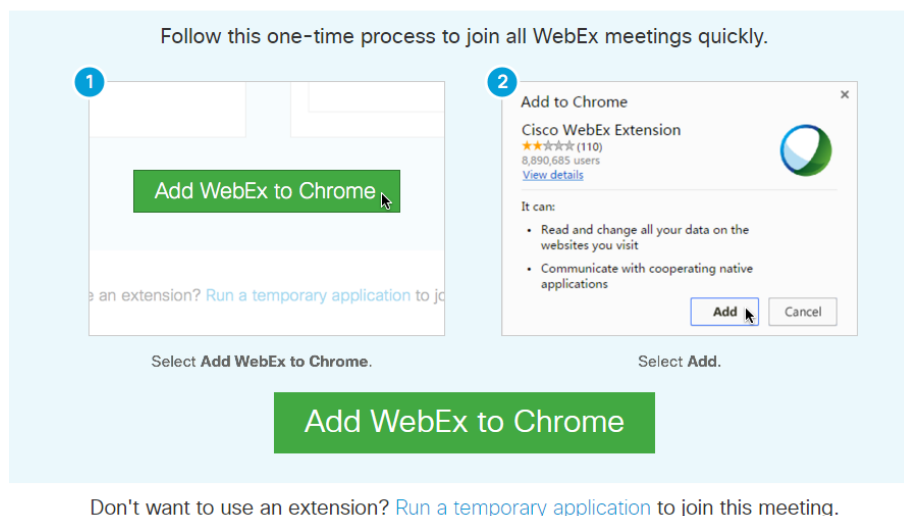
Questions will be accepted live using the **chat feature** in the WebEx application, and OEWD staff will respond to the questions verbally, whenever possible. All questions will also be answered in writing and responses will be posted by **5:00pm on Monday, September 19** here: <http://oewd.org/bid-opportunities/RFP-203>

Questions will also be accepted via email at owd.procurement@sfgov.org until 12:00pm on Thursday, September 15, 2016. Please refer to “RFP 203” in the subject line of your email.

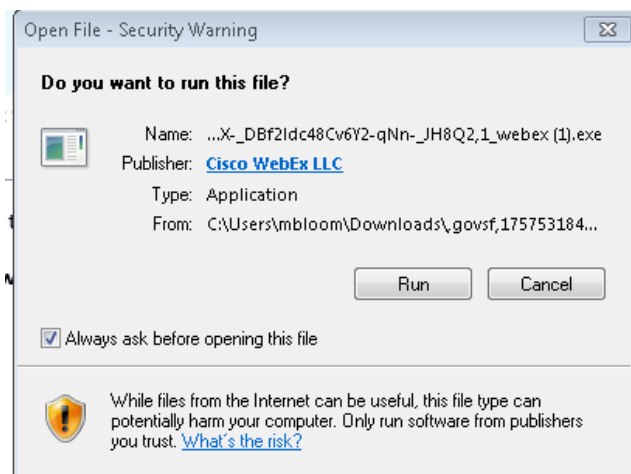
Joining the webinar

When you select the above WebEx link, you will likely be asked to run a temporary application to access the webinar. It should look something like this (depending on the browser you’re using, this may look different):

Step 1 of 2: Add WebEx to Chrome



Click on “Run a temporary application”, and select “Run”. Once this is complete, you should be able to access the webinar event page.



You should now have access to the following page:

Event Information: Bidder's Conference: Request for Proposals 203



English : [San Francisco Time](#)

Event status: Not started
Date and time: Tuesday, September 13, 2016 1:00 pm
Pacific Daylight Time (San Francisco, GMT-07:00)
[Change time zone](#)
Duration: 1 hour
Description: The San Francisco Office of Economic and Workforce Development (OEWD) issued Request for Proposals (RFP) 203 on Friday, September 2. Through this RFP, funding will be made available to organizations for Invest in Neighborhoods Projects and the Business Development Nonprofit Sustainability Initiative. For more information about this opportunity, visit:

<http://oewd.org/bid-opportunities/RFP-203>

This information session will answer preliminary programmatic and form questions related to the RFP. Many questions will be answered live during the webinar but, if your question requires further clarification, it may be reserved and will be answered in writing as part of the posted Q&A on the above website.

Event material: If you obtained an event password from the host, enter it below and click **View Info**:

[View Info](#)

[Join Event Now](#)

You cannot join the event now because it has not started.

First name:

Last name:

Email address:

Event password:

[Join Now](#)

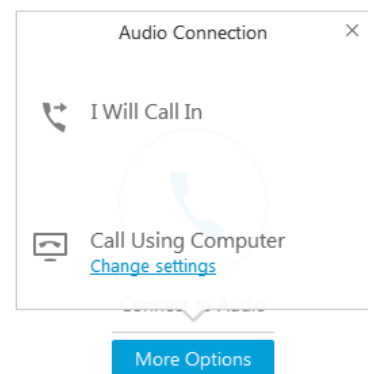


You will have the option to join the meeting on the **right-hand side of your screen** (note that you will not be able to enter the meeting until the organizer starts it). The system should generate a 3-digit participant code that you can use to connect to audio.

Activating Audio

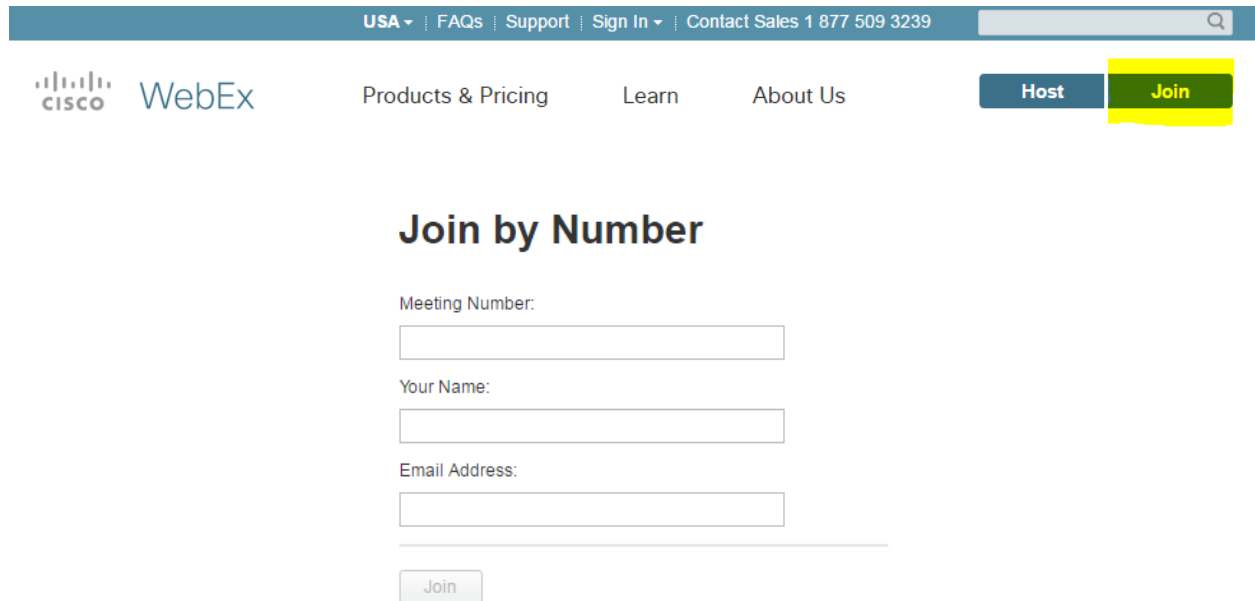
To listen to the presentation, please do the following:

- Dial **1-415-655-0002**. When prompted, enter the meeting code followed by #: **668 449 031#**. When prompted, enter your system-generated participant code – this should be a 3-digit number
- Your audio connection should be set to “I Will Call In”



Entering through the WebEx site

If you enter the meeting through the main WebEx site, you will need to enter the **Meeting Number** (668 449 031) as well as your name and email address. From <https://www.webex.com/> click on “Join” (blue button, top-right of your screen):



USA | FAQs | Support | Sign In | Contact Sales 1 877 509 3239

cisco WebEx Products & Pricing Learn About Us Host Join

Join by Number

Meeting Number:

Your Name:

Email Address:

Join

Click “Join” to enter the meeting, and follow the same steps as above for audio access.