



Workforce Investment San Francisco Workforce Director's Report

June 9, 2021

ECONOMIC INDICATORS

SF Unadjusted Unemployment Rate		
SF County	Unemployment	Rate
Jan 2020	13,400	2.3%
Feb 2020	13,200	2.2%
Mar 2020	17,500	3.0%
Apr 2020	69,400	12.6%
May 2020	69,400	12.6%
Jun 2020	71,100	12.5%
Jul 2020	62,700	10.9%
Aug 2020	49,800	8.8%
Sep 2020	47,500	8.4%
Oct 2020	40,100	6.9%
Nov 2020	32,400	5.7%
Dec 2020	36,300	6.4%
Jan 2021	33,500	6.3%
Feb 2021	31,000	5.7%
Mar 2021	29,500	5.4%
April 2021	28,900	5.4%

Source: California EDD, US Bureau of Labor Statistics

ECONOMIC INDICATORS

Change in Area Employment Since February 2020 by Industry SF Metro District (SF + San Mateo Counties)

Industry	February 2020	February 2021	Change Since Feb	% Change Since Feb
Professional & Business Services	208,200	196,700	-11,500	-5.5%
Trade, Transportation & Utilities	152,800	128,200	-24,600	-16.1%
Retail Trade	76,800	68,500	-8,300	-10.8%
Leisure & Hospitality	147,000	66,600	-80,400	-54.7%
Hotels and Other Accommodation	26,400	9,000	-17,400	-65.9%
Restaurants	81,500	40,700	-40,800	-50.1%
Arts, Entertainment & Recreation	21,400	10,200	-11,200	-52.3%
Educational & Health Services	151,200	139,200	-12,000	-7.9%
Technology	156,000	157,200	1,200	0.8%
Financial Activities	86,100	81,200	-4,900	-5.7%
Construction	46,400	40,700	-5,700	-12.3%
Manufacturing	38,600	36,200	-2,400	-6.2%
Government	132,100	124,000	-8,100	-6.1%
Nonprofits & Personal Services	74,200	63,700	-10,500	-14.2%
Personal & Laundry Services	15,600	8,400	-7,200	-46.2%
Nonprofits	20,300	17,300	-3,000	-14.8%
Total	1,192,600	1,033,700	-158,900	-13.3%

Source: [California EDD](#), [US Current Employment Statistics](#)

ECONOMIC INDICATORS



Economic Recovery Dashboard

Click buttons below to jump to datasets

Job Postings Monthly Trend

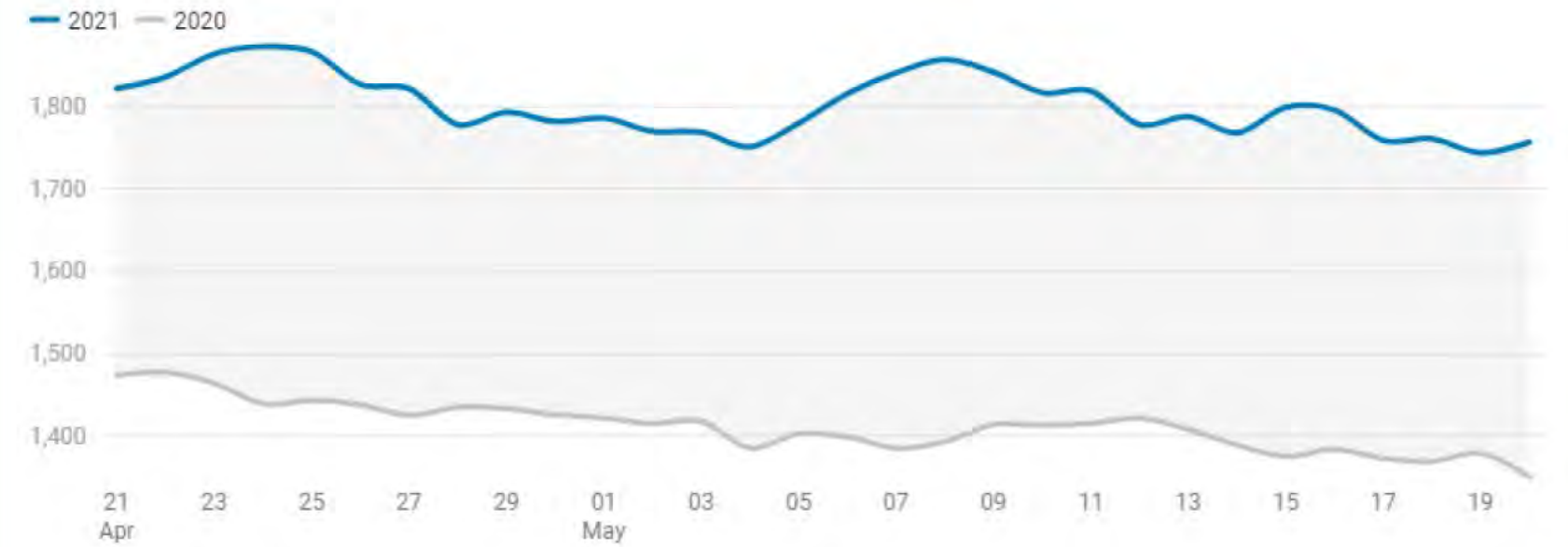
Compared to same month previous year



Source: Emsi • [Get the data](#)

Accommodation and Food Services

Job Postings 30 Day Trend



Source: Emsi • [Get the data](#)

<https://sfchamber.com/resources/data-statistics/>

REOPENING UPDATE

NBC BAY AREA LOCAL WEATHER INVESTIGATIONS VIDEO ENTERTAINMENT TRAFFIC SPORTS NEWSLETTERS

Hilton Hotel on Union Square Opens After a Year of Pandemic Closure

By Bay City News and Thom Jensen • Published May 24, 2021 • Updated on May 24, 2021 at 5:44 pm



Hilton San Francisco Union Square is one of the biggest hotels in California and it has officially reopened after more than a year due to the pandemic. Thom Jensen reports.

The Hilton San Francisco Union Square Hotel opened Monday morning after more than a year of closures due to the COVID-19 pandemic, according to a hotel spokesman.

SAN FRANCISCO COVID-19 RESPONSE Updated daily at 9:00AM, lagged by one day. Data as of 06/07/21.

COVID-19 Vaccinations Administered to San Franciscans

Select age group: **All Residents** | 12 or Older | 65 or Older

Estimated SF residents over 12 (vaccine approved for 12+ only)	San Franciscans over 12 who have received at least one dose	San Franciscans over 12 who have completed a vaccine series
791,131	79%	68%

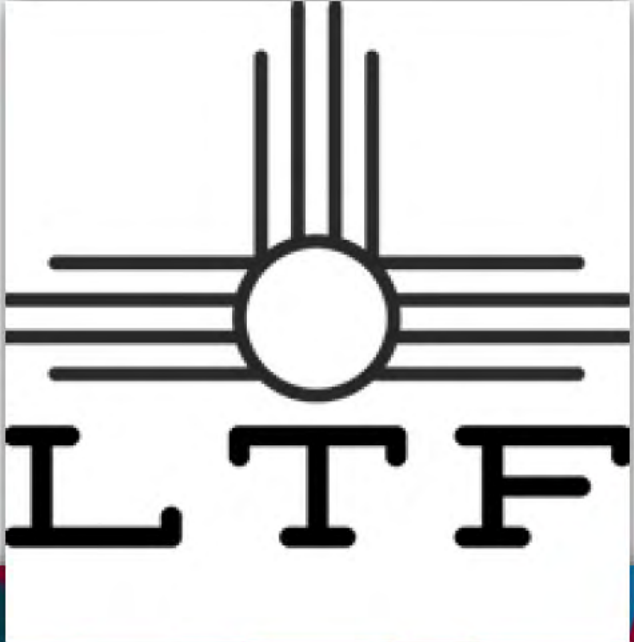
LOCAL

Mayor heralds filming of 'Nash Bridges' TV movie in S.F. - 'The city is alive again'

By Jessica Flores | May 17, 2021 | Updated: May 17, 2021 8:34 p.m.



ECONOMIC RECOVERY



JOB FAIR



ECONOMIC RECOVERY



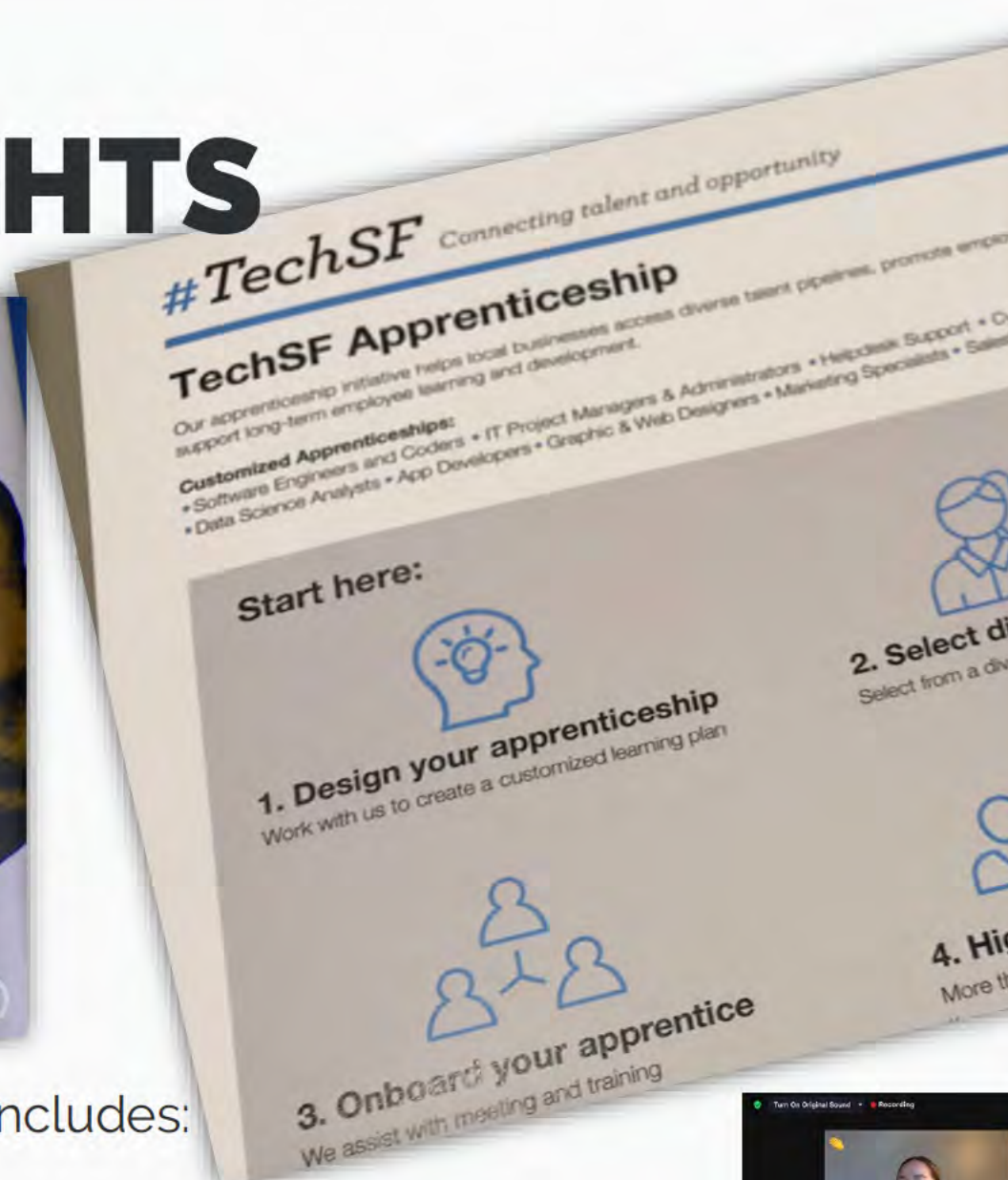
WOMEN & FAMILIES FIRST INITIATIVE



CITY EMT GRADUATION




ADDITIONAL HIGHLIGHTS



Governor Newsom's proposed workforce development budget includes:

- **\$1 billion General Fund** to support “learning-aligned employment” through the University of California, Cal State, and Community Colleges (CCC)
- **\$157 million one-time General Fund** for cooperative efforts between workforce programs and the CCC, as well as \$52.4 million largely one-time funds to support CCC capacity
- **\$250 million one-time General Fund** for K-16 regional collaboratives to support linkages between education and employment
- **\$1 billion in ARP funds** to support education and training for displaced workers
- **\$750 million one-time ARP funds** to support regional strategies to adapt to a changing economy, with a focus on high road industries
- **\$185 million** to support various industry-based training strategies through the Workforce Board and Employment Training Panel
- **\$200 million ARP funds** to create or expand youth employment programs












WISF MEMBER PAGE

City and County of
SAN FRANCISCO

Office of Economic and Workforce Development

Home > WISF Board Members

WISF Board Members

 <p>Aaron Michel 1984 Ventures</p>	 <p>Angela Tamayo SEIU-United Healthcare Workers West</p>	 <p>Ann Weeby Salesforce</p>
 <p>Bob Nibbi Nibbi Brothers General Contractors</p>	 <p>Charley Lavery Operating Engineers Local 3</p>	 <p>Chhavi Sahni Golden Gate Restaurant Association</p>
 <p>Cynthia Gomez UNITE HERE Local 2</p>	 <p>Edward Battista California Pacific Medical Center (CPMC) Sutter Health</p>	 <p>Jeanine Cotter Luminall Solar</p>

<https://oewd.org/wisf-board-members>



SAN FRANCISCO

OFFICE OF ECONOMIC &
WORKFORCE DEVELOPMENT

Questions?

SF Workforce Hotline 415-701-4817